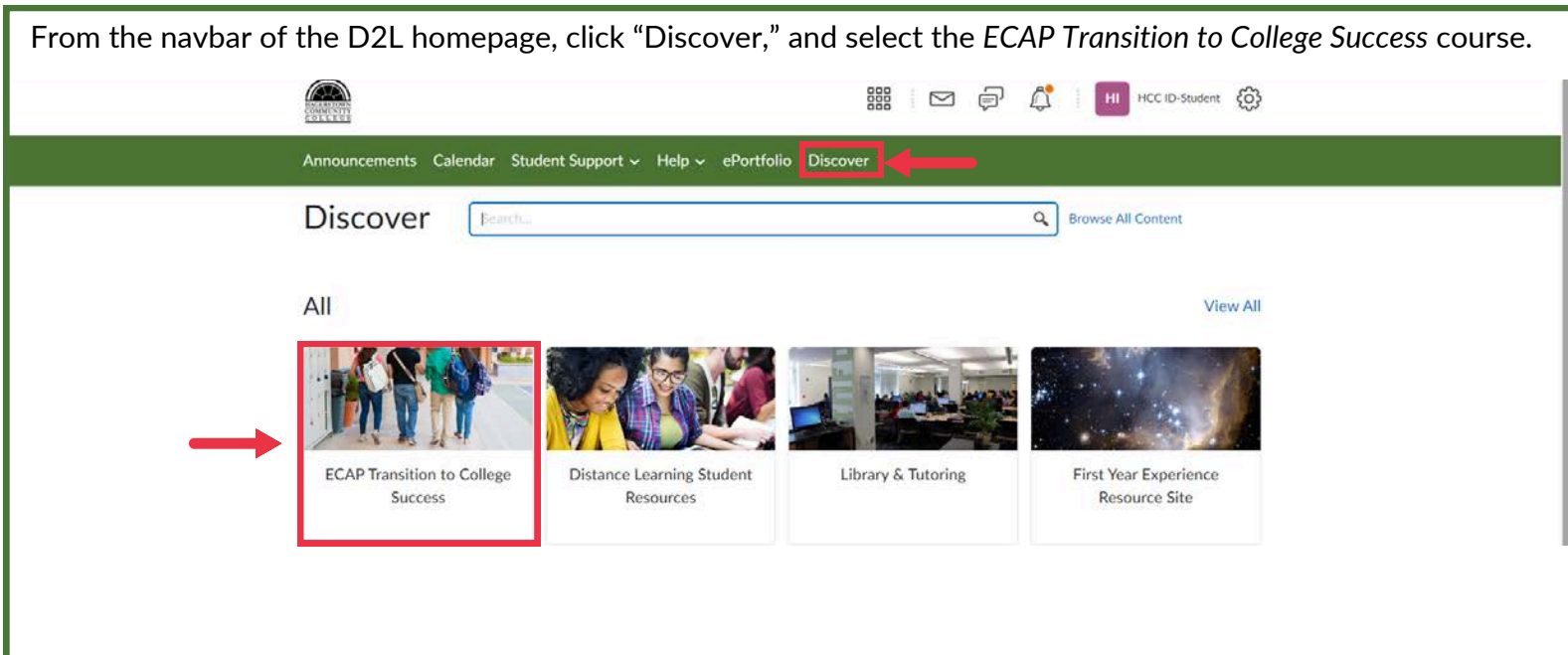


How to Enroll in the *ECAP Transition to College Success* Course

To self-enroll in the course, follow these steps:

From the navbar of the D2L homepage, click “Discover,” and select the *ECAP Transition to College Success* course.



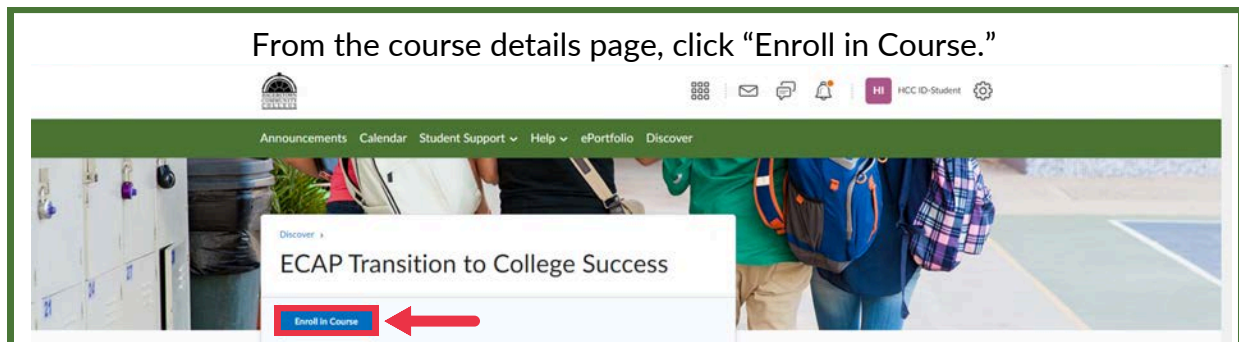
Announcements Calendar Student Support Help ePortfolio **Discover**

Discover Search... Browse All Content

All View All

ECAP Transition to College Success Distance Learning Student Resources Library & Tutoring First Year Experience Resource Site

From the course details page, click “Enroll in Course.”

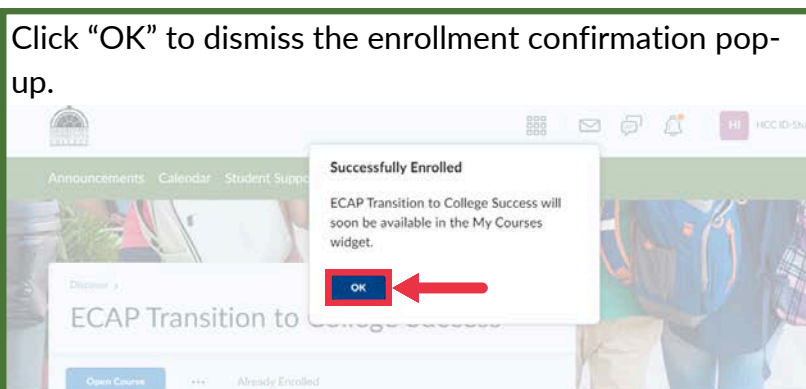


Announcements Calendar Student Support Help ePortfolio Discover

ECAP Transition to College Success

Enroll in Course

Click “OK” to dismiss the enrollment confirmation pop-up.



Announcements Calendar Student Support

Successfully Enrolled

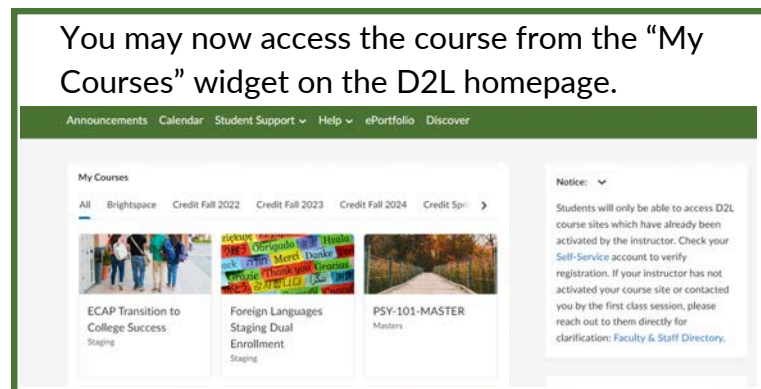
ECAP Transition to College Success will soon be available in the My Courses widget.

OK

ECAP Transition to College Success

Open Course Already Enrolled

You may now access the course from the “My Courses” widget on the D2L homepage.



Announcements Calendar Student Support Help ePortfolio Discover

My Courses

All Brightspace Credit Fall 2022 Credit Fall 2023 Credit Fall 2024 Credit Spr...

ECAP Transition to College Success Staging Foreign Languages Staging Dual Enrollment Staging PSY-101-MASTER Masters

Notice: Students will only be able to access D2L course sites which have already been activated by the instructor. Check your Self-Service account to verify registration. If your instructor has not activated your course site or contacted you by the first class session, please reach out to them directly for clarification: Faculty & Staff Directory.